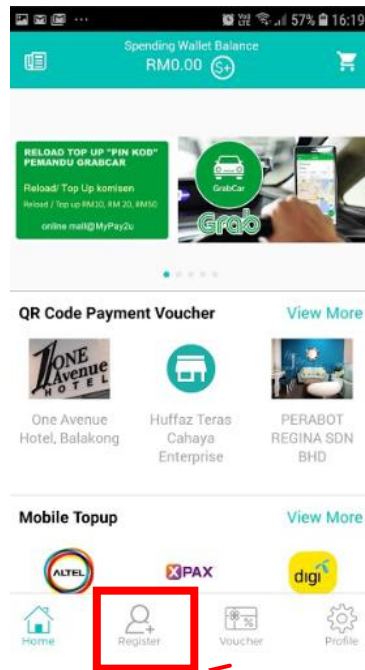


HOW TO REGISTER MEMBER / DOWNLINE ?

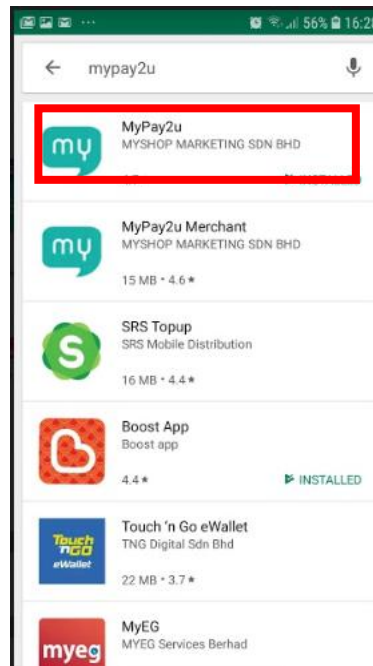
1. REGISTER MEMBER / DOWNLINE WITH MYPA2U APP

STEP 1: LEADER /UPLINE Log in to mypay2u app , Open QR Code




Click this to open QR CODE

STEP 2: Ask member to download MYPAY2U app



STEP 3: Member open Mypay2u app, click "REGISTER VIA QR CODE" , scan UPLINE/LEADER QR CODE



2. REGISTER MEMBER / DOWNLINE WITH REFERRAL LINK

**STEP 1: Login to
www.mypay2u.com**

LOGIN

abc@gmail.com


.....

Login


[Forgot Password?](#) [Register](#)

**STEP 2: Copy the REGISTER LINK”
as shown below. This register
link is your unique link. Use this
link to register new member.**


+03-9174 7199 enquiry@mypay2u.com

 Language ▾

[Home](#) [Topup](#) [Bill Payment](#) [Car Insurance](#) [Member ▾](#) [Wallet ▾](#)

 [Dashboard](#)

REGISTER LINK

Member <http://mypay2u.com/Member/register?mli=dhchi11769> 

**STEP 3: Paste the link to
Whatsapps/sms/email/facebook to share it .
Anyone who click this link and register will be your
downline.**

Click this to
copy the
register link